

## CONTUL DE EXECUTIE

## A BUGETULUI INSTITUTIILOR PUBLICE SI ACTIVITATILOR FINANTATE INTEGRAL SAU PARTIAL DIN VENITURI PROPRII (DE SUBORDONARE LOCALA) -VENITURI

la data de 30.09.2014

Denumirea indicatorilor	Cod indicator	Prevederi bugetare		Drepturi constatate			Incasari realizate	Stingeri pe alte cai decat incasari	Drepturi constatate de incasat
		anuale aprobate la finele perioadei de raportare	trimestriale cumulate	Total, din care:					
				din anii precedenti	din anul curent				
A	B	1	2	3=4+5	4	5	6	7	8=3-6-7
TOTAL VENITURI (cod 00.02+00.15+00.16+00.17+45.10)	000110	45,471,000	38,566,650	28,622,156	1,628,974	26,993,182	27,112,150	36,284	1,473,722
I. VENITURI CURENTE (cod 00.03+00.12)	0002	28,942,000	22,907,650	18,133,469	1,628,974	16,504,495	16,623,463	36,284	1,473,722
C. VENITURI NEFISCALE (cod 00.13+00.14)	2900	28,942,000	22,907,650	18,133,469	1,628,974	16,504,495	16,623,463	36,284	1,473,722
C1. VENITURI DIN PROPRIETATE (cod 30.10+31.10)	3000	1,050,300	896,650	227,646	13,405	214,241	192,122		35,524
Venituri din proprietate (cod 30.10.05+30.10.08+30.10.09+30.10.50)	3010	1,050,300	896,650	227,614	13,405	214,209	192,090		35,524
Venituri din concesiuni si inchirieri (cod 30.10.05.30)	301005	1,048,300	895,650	227,614	13,405	214,209	192,090		35,524
Alte venituri din concesiuni si inchirieri de catre institutiile publice	30100530	1,048,300	895,650	227,614	13,405	214,209	192,090		35,524
Alte venituri din proprietate	301050	2,000	1,000						
Venituri din dobanzi (cod 31.10.03)	3110			32		32	32		
Alte venituri din dobanzi	311003			32		32	32		
C2. VANZARI DE BUNURI SI SERVICII (cod 33.10+34.10+35.10+36.10+37.10)	3300	27,891,700	22,011,000	17,905,823	1,615,569	16,290,254	16,431,341	36,284	1,438,198
Venituri din prestari de servicii si alte activitati (cod 33.10.05+33.10.08+33.10.09+33.10.13+ 33.10.14+ 33.10.16+33.10.17+33.10.19 la 33.10.21+33.10.30 la 33.10.32+33.10.50)	3310	27,629,700	21,764,300	17,786,345	1,607,069	16,179,276	16,320,363	27,784	1,438,198
Taxe si alte venituri in invatamant	331005	4,712,600	3,434,000	1,720,435	61,330	1,659,105	1,682,834		37,601
Venituri din prestari de servicii	331008	3,467,000	2,566,000	1,970,273	232,370	1,737,903	1,766,110		204,163
Contributia elevilor si studentilor pentru internate, camine si cantine.	331014	1,925,700	1,515,300	721,183	4,227	716,956	712,883		8,300
Venituri din valorificarea produselor obtinute din activitatea proprie sau anexa	331016	298,000	225,000	122,651	16,840	105,811	98,316		24,335
Venituri din organizarea de cursuri de calificare si conversie profesionala, specializare si perfectionare	331017	46,500	31,000	11,981		11,981	11,981		
Venituri din serbari si spectacole scolare, manifestari	331019	300,000	230,000	231,231	10,566	220,665	202,768	27,784	679


A	B	1	2	3=4+5	4	5	6	7	8=3-6-7
culturale, artistice si sportive									
Venituri din contractele incheiate cu casele de asigurari sociale de sanatate	331021	13,205,000	10,791,000	10,269,415	1,132,606	9,136,809	9,274,207		995,208
Venituri din contractele incheiate cu directiile de sanatate publica din sume alocate de la bugetul de stat	331030	855,000	673,000	678,143		678,143			
Venituri din contractele incheiate cu directiile de sanatate publica din sume alocate din veniturile proprii ale Ministerului Sanatatii	331031	145,000	92,000	89,657		89,657			
Alte venituri din prestari de servicii si alte activitati	331050	2,674,900	2,207,000	1,971,376	149,130	1,822,246	1,803,464		167,912
Venituri din taxe administrative, eliberari permise (cod 34.10.50)	3410								
Alte venituri din taxe administrative, eliberari permise	341050								
Diverse venituri (cod 36.10.50)	3610	173,000	162,700	102,378	8,500	93,878	93,878	8,500	
Alte venituri	361050	173,000	162,700	102,378	8,500	93,878	93,878	8,500	
Transferuri voluntare, altele decat subventiile (cod 37.10.01+37.10.03+37.10.04+37.10.50)	3710	89,000	84,000	17,100		17,100	17,100		
Donatii si sponsorizari	371001	59,000	57,000	2,600		2,600	2,600		
Varsaminte din sectiunea de functionare pentru finantarea sectiunii de dezvoltare a bugetului local (cu semnul minus)	371003	-6,844,000	-6,802,000	-2,784,251		-2,784,251	-2,784,251		
Varsaminte din sectiunea de functionare	371004	6,844,000	6,802,000	2,784,251		2,784,251	2,784,251		
Alte transferuri voluntare	371050	30,000	27,000	14,500		14,500	14,500		
IV. SUBVENTII (cod 00.18)	4100	16,529,000	15,659,000	10,488,687		10,488,687	10,488,687		
SUBVENTII DE LA ALTE NIVELE ALE ADMINISTRATIEI PUBLICE (cod 42.10+43.10)	0018	550,000	550,000	534,687		534,687	534,687		
Subventii de la alte administratii (cod 43.10.09+43.10.10+43.10.14 la 43.10.17+43.10.19)	4310	16,529,000	15,659,000	10,488,687		10,488,687	10,488,687		
Subventii pentru institutii publice	431009	14,879,000	14,009,000	8,904,000		8,904,000	8,904,000		
Subventii din bugetele locale pentru finantarea cheltuielilor curente din domeniul sanatatii	431010	1,100,000	1,100,000	1,050,000		1,050,000	1,050,000		
Subventii din bugetele locale pentru finantarea cheltuielilor de capital in domeniul sanatatii	431014	550,000	550,000	534,687		534,687	534,687		
VENITURILE SECTIUNII DE FUNCTIONARE (cod 00.02+00.17) - TOTAL	000110	38,077,000	31,214,650	25,303,218	1,628,974	23,674,244	23,793,212	36,284	1,473,722
I. VENITURI CURENTE (cod 00.03+00.12)	0002	22,098,000	16,105,650	15,349,218	1,628,974	13,720,244	13,839,212	36,284	1,473,722
C. VENITURI NEFISCALE (cod 00.13+00.14)	2900	22,098,000	16,105,650	15,349,218	1,628,974	13,720,244	13,839,212	36,284	1,473,722
C1. VENITURI DIN PROPRIETATE (cod 30.10 +31.10)	3000	1,050,300	896,650	227,646	13,405	214,241	192,122		35,524
Venituri din proprietate (cod 30.10.05+30.10.08+30.10.09+30.10.50)	3010	1,050,300	896,650	227,614	13,405	214,209	192,090		35,524
Venituri din concesiuni si inchirieri (cod 30.10.05.30)	301005	1,048,300	895,650	227,614	13,405	214,208	192,090		35,524

A	B	1	2	3=4+5	4	5	6	7	8=3-6-7
Alte venituri din concesiuni si inchirieri de catre institutiile publice	30100530	1,048,300	895,650	227,614	13,405	214,209	192,090		35,524
Alte venituri din proprietate	301050	2,900	1,000						
Venituri din dobanzi (cod 31.10.03)	3110			32		32	32		
Alte venituri din dobanzi	311003			32		32	32		
C2. VANZARI DE BUNURI SI SERVICII (cod 33.10+34.10+35.10+36.10+37.10)	3300	21,047,700	15,209,000	15,121,572	1,615,569	13,506,003	13,647,090	36,284	1,438,198
Venituri din prestari de servicii si alte activitati (cod 33.10.05+33.10.08+33.10.09+33.10.13+ 33.10.14 +33.10.16+33.10.17 +33.10.19 la 33.10.21+33.10.30 la 33.10.32+33.10.50)	3310	27,629,700	21,764,300	17,786,345	1,607,069	16,179,276	16,320,363	27,784	1,438,198
Taxe si alte venituri in invatamant	331005	4,712,600	3,434,000	1,720,435	61,330	1,659,109	1,682,834		37,601
Venituri din prestari de servicii	331008	3,467,000	2,566,000	1,970,273	232,370	1,737,903	1,766,110		204,163
Contributia elevilor si studentilor pentru internate, camine si cantine.	331014	1,925,700	1,515,300	721,183	4,227	716,956	712,883		8,300
Venituri din valorificarea produselor obtinute din activitatea proprie sau anexa	331016	298,000	225,000	122,651	16,840	105,811	98,316		24,335
Venituri din organizarea de cursuri de calificare si conversie profesionala, specializare si perfectionare	331017	46,500	31,000	11,981		11,981	11,981		
Venituri din serbari si spectacole scolare, manifestari culturale, artistice si sportive	331019	300,000	230,000	231,231	10,566	220,665	202,768	27,784	679
Venituri din contractele incheiate cu casele de asigurari sociale de sanatate	331021	13,205,000	10,791,000	10,269,415	1,132,606	9,136,809	9,274,207		995,208
Venituri din contractele incheiate cu directiile de sanatate publica din sume alocate de la bugetul de stat	331030	855,000	673,000	678,143		678,143	678,143		
Venituri din contractele incheiate cu directiile de sanatate publica din sume alocate din veniturile proprii ale Ministerului Sanatatii	331031	145,000	92,000	89,657		89,657	89,657		
Alte venituri din prestari de servicii si alte activitati	331050	2,674,900	2,207,000	1,971,376	149,130	1,822,246	1,803,464		167,912
Venituri din taxe administrative, eliberari permise (cod 34.10.50)	3410								
Alte venituri din taxe administrative, eliberari permise	341050								
Diverse venituri (cod 36.10.50)	3610	173,000	162,700	102,378	8,500	93,878	93,878	8,500	
Alte venituri	361050	173,000	162,700	102,378	8,500	93,878	93,878	8,500	
Transferuri voluntare, altele decat subventiile (cod 37.10.01+37.10.03+37.10.50)	3710	-6,755,000	-6,718,000	-2,767,151		-2,767,151	-2,767,151		
Donatii si sponsorizari	371001	59,000	57,000	2,600		2,600	2,600		
Versaminte din sectiunea de functionare pentru finantarea sectiunii de dezvoltare a bugetului local (cu semnul minus)	371003	-6,844,000	-6,802,000	-2,784,251		-2,784,251	-2,784,251		

A	B	1	2	3=4+5	4	5	6	7	8=3-6-7
Alte transferuri voluntare	371050	30,000	27,000	14,500		14,500	14,500		
IV. SUBVENTII (cod 00.18)	4100	15,979,000	15,109,000	9,954,000		9,954,000	9,954,000		
SUBVENTII DE LA ALTE NIVELE ALE ADMINISTRATIEI PUBLICE (cod 42.10+43.10)	0018	15,979,000	15,109,000	9,954,000		9,954,000	9,954,000		
SUBVENTII DE LA ALTE ADMINISTRATII (cod 43.10.09+43.10.10+43.10.15)	4310	15,979,000	15,109,000	9,954,000		9,954,000	9,954,000		
Subventii pentru institutii publice	431009	14,879,000	14,009,000	8,904,000		8,904,000	8,904,000		
Subventii din bugetele locale pentru finantarea cheltuielilor curente din domeniul sanatatii	431010	1,100,000	1,100,000	1,050,000		1,050,000	1,050,000		
VENITURILE SECTIUNII DE DEZVOLTARE (cod 00.02+00.15+00.16+00.17+45.10) - TOTAL	000110	7,384,000	7,352,000	3,318,938		3,318,938	3,318,938		
I. VENITURI CURENTE (cod 00.12)	0002	6,844,000	6,802,000	2,784,251		2,784,251	2,784,251		
C. VENITURI NEFISCALE ( cod 00.14)	2900	6,844,000	6,802,000	2,784,251		2,784,251	2,784,251		
C2. VANZARI DE BUNURI SI SERVICII (cod 37.10)	3300	6,844,000	6,802,000	2,784,251		2,784,251	2,784,251		
Transferuri voluntare, altele decât subventiile (cod 37.10.04)	3710	6,844,000	6,802,000	2,784,251		2,784,251	2,784,251		
Varsaminte din sectiunea de functionare	371004	6,844,000	6,802,000	2,784,251		2,784,251	2,784,251		
IV. SUBVENTII (cod 00.18)	4100	550,000	550,000	534,687		534,687	534,687		
SUBVENTII DE LA ALTE NIVELE ALE ADMINISTRATIEI PUBLICE (cod 42.10+43.10)	0018	550,000	550,000	534,687		534,687	534,687		
Subventii de la alte administratii (cod 43.10.14+43.10.16+43.10.17+43.10.19)	4310	550,000	550,000	534,687		534,687	534,687		
Subventii din bugetele locale pentru finantarea cheltuielilor de capital in domeniul sanatatii	431014	550,000	550,000	534,687		534,687	534,687		

Conducatorul institutiei

CATALIN CHERECHES



Conducatorul compartimentului  
financiar-contabil

CARMEN POP

**CONTUL DE EXECUTIE**  
**A BUGETULUI INSTITUTIILOR PUBLICE SI ACTIVITATILOR FINANTATE INTEGRAL SAU PARTIAL DIN VENITURI PROPRII (DE SUBORDONARE LOCALA) -CHELTUIELI**

la data de 30.09.2014

Cod 21

-lei-

Denumirea indicatorilor *)	Cod indicator	Credite de angajament	Credite bugetare		Angajamente bugetare	Angajamente legale	Plati efectuate	Angajamente legale de platit	Cheltuieli efective
			anuale aprobate la finele perioadei de raportare	trimestriale cumulate					
A	B	1	2	3	4	5	6	7=5-6	8
TOTAL CHELTUIELI - SECTIUNEA DE FUNCTIONARE + SECTIUNEA DE DEZVOLTARE (cod 50.10+59.10+63.10+70.10+74.10+79.10)	4910		45,471,000	38,566,650	38,086,520	38,086,520	27,035,440	11,051,080	24,189,606
Partea III-a CHELTUIELI SOCIAL-CULTURALE (cod 65.10+66.10+67.10+68.10)	6310		29,681,000	24,319,650	22,973,520	22,973,520	17,535,031	5,438,489	17,435,576
Invatamant (cod 65.10.03 la 65.10.05+65.10.07+65.10.11+65.10.50)	6510		8,916,000	6,866,650	6,910,386	6,910,386	3,162,357	3,748,029	3,134,175
Invatamant prescolar si primar (cod 65.10.03.01+65.10.03.02)	651003		4,375,600	3,155,500	3,155,500	3,155,500	1,523,220	1,632,280	1,542,857
Invatamant prescolar	65100301		4,375,600	3,155,500	3,155,500	3,155,500	1,523,220	1,632,280	1,542,857
Invatamant secundar (cod 65.10.04.01 la 65.10.04.03)	651004		4,540,400	3,711,150	3,754,886	3,754,886	1,639,137	2,115,749	1,591,318
Invatamant secundar inferior	65100401		276,000	249,050	198,786	198,786	67,310	131,476	84,605
Invatamant secundar superior	65100402		4,264,400	3,462,100	3,556,100	3,556,100	1,571,827	1,984,273	1,506,713
Sanatate (66.10.06+66.10.08+66.10.50)	6610		16,355,000	13,581,000	11,787,134	11,787,134	11,787,134		11,693,457
Servicii medicale in unitati sanitare cu paturi (cod 66.10.06.01+66.10.06.03)	661006		16,355,000	13,581,000	11,787,134	11,787,134	11,787,134		11,693,457
Spitale generale	66100601		16,355,000	13,581,000	11,787,134	11,787,134	11,787,134		11,693,457
Cultura, recreere si religie (cod 67.10.03+67.10.05+67.10.50)	6710		4,410,000	3,872,000	4,276,000	4,276,000	2,585,540	1,690,460	2,607,944
Servicii culturale (cod 67.10.03.03 la 67.10.03.07+67.10.03.09 la 67.10.03.11+67.10.03.15+67.10.03.30)	671003		4,410,000	3,872,000	4,276,000	4,276,000	2,585,540	1,690,460	2,607,944
Institutii publice de spectacole si concerte	67100304		4,410,000	3,872,000	4,276,000	4,276,000	2,585,540	1,690,460	2,607,944
Partea IV-a SERVICII SI DEZVOLTARE PUBLICA,	6910		15,790,000	14,247,000	15,113,000	15,113,000	9,500,409	5,612,591	6,754,030



A	B	1	2	3	4	5	6	7=5-6	8
LOCUINTE, MEDIU SI APE (cod 70.10+74.10)									
Locuinte, servicii si dezvoltare publica (cod 70.10.03+70.10.04+70.10.50)	7010		15,790,000	14,247,000	15,113,000	15,113,000	9,500,409	5,612,591	6,754,030
Alte servicii in domeniul locuintelor, serviciilor si dezvoltarii comunale	701050		15,790,000	14,247,000	15,113,000	15,113,000	9,500,409	5,612,591	6,754,030
Partea a VI-a REZERVE, EXCEDENT/DEFICIT	9610						7,998	-7,998	
EXCEDENT (98.10.96+98.10.97)	9810						3,999	-3,999	
Excedentul sectiunii de dezvoltare	981097						3,999	-3,999	
DEFICIT (99.10.96+99.10.97)	9910						-3,999	3,999	
Deficitul sectiunii de dezvoltare	991097						-3,999	3,999	
CHELTUIELILE SECTIUNII DE FUNCTIONARE (cod 50.10+59.10+63.10+70.10+74.10+79.10)	4910		45,471,000	38,566,650	38,086,520	38,086,520	27,035,440	11,051,080	24,189,606
Partea III-a CHELTUIELI SOCIAL-CULTURALE (cod 65.10+66.10+67.10+68.10)	6310		28,856,000	23,536,650	22,167,832	22,167,832	16,996,159	5,171,673	16,741,396
Invatamant (cod 65.10.03 la 65.10.05+65.10.07+65.10.11+65.10.50)	6510		8,806,000	6,798,650	6,800,386	6,800,386	3,154,173	3,646,213	3,050,646
Invatamant prescolar si primar (cod 65.10.03.01+65.10.03.02)	651003		4,375,600	3,155,500	3,155,500	3,155,500	1,523,220	1,632,280	1,542,857
Invatamant prescolar	65100301		4,375,600	3,155,500	3,155,500	3,155,500	1,523,220	1,632,280	1,542,857
Invatamant secundar (cod 65.10.04.01 la 65.10.04.03)	651004		4,430,400	3,643,150	3,644,886	3,644,886	1,630,953	2,013,933	1,507,789
Invatamant secundar inferior	65100401		276,000	249,050	198,786	198,786	67,310	131,476	84,609
Invatamant secundar superior	65100402		4,154,400	3,394,100	3,446,100	3,446,100	1,563,643	1,882,457	1,423,184
Sanatate (66.10.06+66.10.08+66.10.50)	6610		15,805,000	13,031,000	11,256,446	11,256,446	11,256,446		11,138,626
Servicii medicale in unitati cu paturi (cod 66.10.06.01+66.10.06.03)	661006		15,805,000	13,031,000	11,256,446	11,256,446	11,256,446		11,138,626
Spitale generale	66100601		15,805,000	13,031,000	11,256,446	11,256,446	11,256,446		11,138,626
Cultura, recreere si religie (cod 67.10.03+67.10.05+67.10.50)	6710		4,245,000	3,707,000	4,111,000	4,111,000	2,585,540	1,525,460	2,552,124
Servicii culturale (cod 67.10.03.03 la 67.10.03.07+67.10.03.09 la 67.10.03.11+67.10.03.15+67.10.03.30)	671003		4,245,000	3,707,000	4,111,000	4,111,000	2,585,540	1,525,460	2,552,124
Instituti publice de spectacole si concerte	67100304		4,245,000	3,707,000	4,111,000	4,111,000	2,585,540	1,525,460	2,552,124
Partea IV-a SERVICII SI DEZVOLTARE PUBLICA, LOCUINTE, MEDIU SI APE (cod 70.10+74.10)	6910		9,221,000	7,678,000	8,544,000	8,544,000	6,724,342	1,819,658	6,140,750
Locuinte, servicii si dezvoltare publica (cod 70.10.03+70.10.04+70.10.50)	7010		9,221,000	7,678,000	8,544,000	8,544,000	6,724,342	1,819,658	6,140,750
Alte servicii in domeniul locuintelor, serviciilor si dezvoltarii	701050		9,221,000	7,678,000	8,544,000	8,544,000	6,724,342	1,819,658	6,140,750

A	B	1	2	3	4	5	6	7=5-6	8
comunale									
CHELTUIELILE SECTIUNII DE DEZVOLTARE (cod 50.10+59.10+63.10+70.10+74.10+79.10)	4910		7,394,000	7,352,000	7,374,688	7,374,688	3,314,939	4,059,749	1,307,460
Partea III-a CHELTUIELI SOCIAL-CULTURALE (cod 65.10+66.10+67.10+68.10)	6310		825,000	783,000	805,688	805,688	538,872	266,816	694,180
Invatamant (cod 65.10.03 la 65.10.06+65.10.07+65.10.11+65.10.50)	6510		110,000	68,000	110,000	110,000	8,184	101,816	83,529
Invatamant secundar (cod 65.10.04.01 la 65.10.04.03)	651004		110,000	68,000	110,000	110,000	8,184	101,816	83,529
Invatamant secundar superior	65100402		110,000	68,000	110,000	110,000	8,184	101,816	83,529
Sanatate (66.10.06+66.10.08+66.10.50)	6610		550,000	550,000	530,688	530,688	530,688		554,831
Servicii medicale in unitati cu paturi (cod 66.10.06.01+66.10.06.03)	661006		550,000	550,000	530,688	530,688	530,688		554,831
Spitale generale	66100601		550,000	550,000	530,688	530,688	530,688		554,831
Cultura, recreere si religie (cod 67.10.03+67.10.05+67.10.50)	6710		165,000	165,000	165,000	165,000		165,000	55,820
Servicii culturale (cod 67.10.03.03 la 67.10.03.07+67.10.03.09 la 67.10.03.11+67.10.03.15+67.10.03.30)	671003		165,000	165,000	165,000	165,000		165,000	55,820
Institutii publice de spectacole si concerte	67100304		165,000	165,000	165,000	165,000		165,000	55,820
Partea IV-a SERVICII SI DEZVOLTARE PUBLICA, LOCUINTE, MEDIU SI APE (cod 70.10+74.10)	6910		6,569,000	6,569,000	6,569,000	6,569,000	2,776,067	3,792,933	613,280
Locuinte, servicii si dezvoltare publica (cod 70.10.03+70.10.04+70.10.50)	7010		6,569,000	6,569,000	6,569,000	6,569,000	2,776,067	3,792,933	613,280
Alte servicii in domeniul locuintelor, serviciilor si dezvoltarii comunale	701050		6,569,000	6,569,000	6,569,000	6,569,000	2,776,067	3,792,933	613,280
Partea a VII-a REZERVE, EXCEDENT/DEFICIT	9610						7,998	-7,998	
EXCEDENT (98.10.97)	9810						3,999	-3,999	
Excedentul sectiunii de dezvoltare	981097						3,999	-3,999	
DEFICIT (99.10.97)	9910						-3,999	3,999	
Deficitul sectiunii de dezvoltare	991097						-3,999	3,999	

Nota: Se detaliaza pe structura clasificatiei economice (Anexa 7)

Conducatorul institutiei

CATALIN CHERECHES

Conducatorul compartimentului  
financiar-contabil

CARMEN POP

